When you click on the link

you will be taken to the Live Education page

at CSEA



We offer several learning formats that will meet you where you are and take you where you want to be. With in-person, webinar,

Then click on the “Browse Catalog” on

The Live Education Block

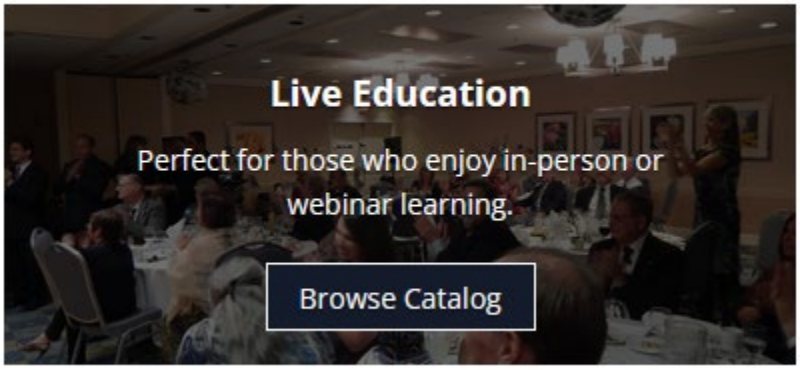

Now you will be at the education

Listing section

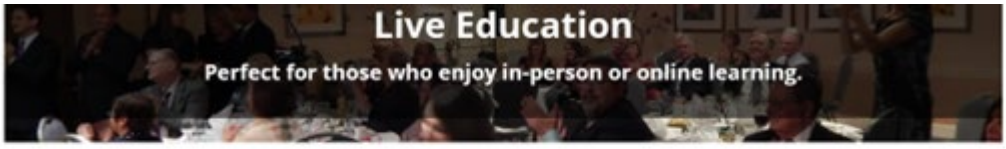

We offer a mix of in-person and webinar opportunities for education, as shown below. To easily navigate the catalog, you can filter by title and/or date range using the search boxes below.

To view the details of each live course, click the arrow (▶) at the start of each row.

Filter by title

Filter by date and

Filter by keyword (ex: speaker name)

Then scroll down until you see

our date, title and hosted by SGV

THIS WILL BE LISTED AS A WEBINAR

(there is an In-Person event and Webinar event)

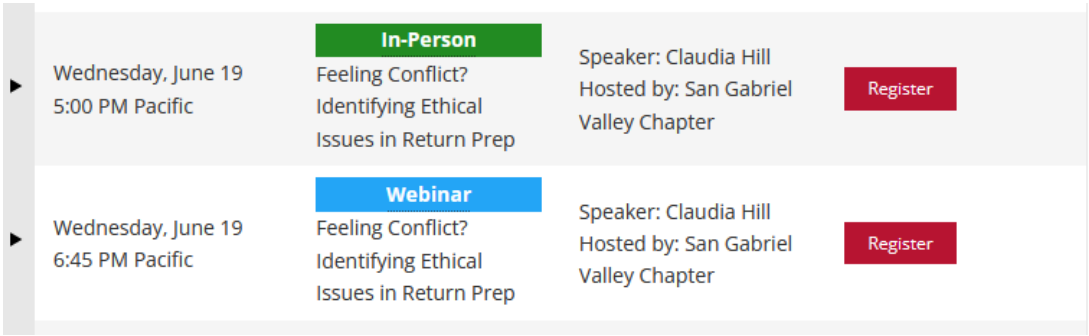

Now click on the reg register button next to the event

version you want to attend that shows

Hosted by: San Gabriel Valley Chapter



Now you are taken to the sign in for CSEA

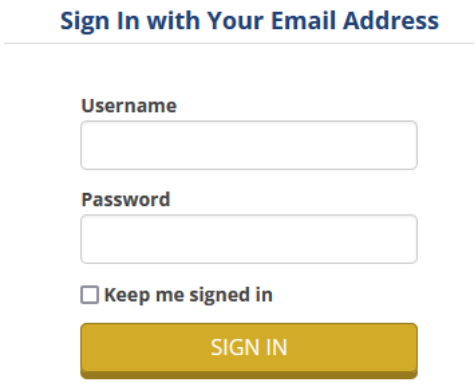

You will sign in using your existing CSEA username and password (members and others).

If you don't have a username, click on the "Help Me Emoji" near the bottom on the landing page.

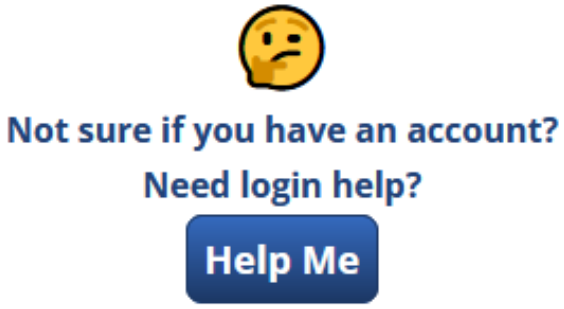

If you have been to any CSEA state or local chapter event in the past (Supers, STALM, SGV, etc.) you may have a username.

Search using your name or email. If you are not found in the system, click on the button to create an account.

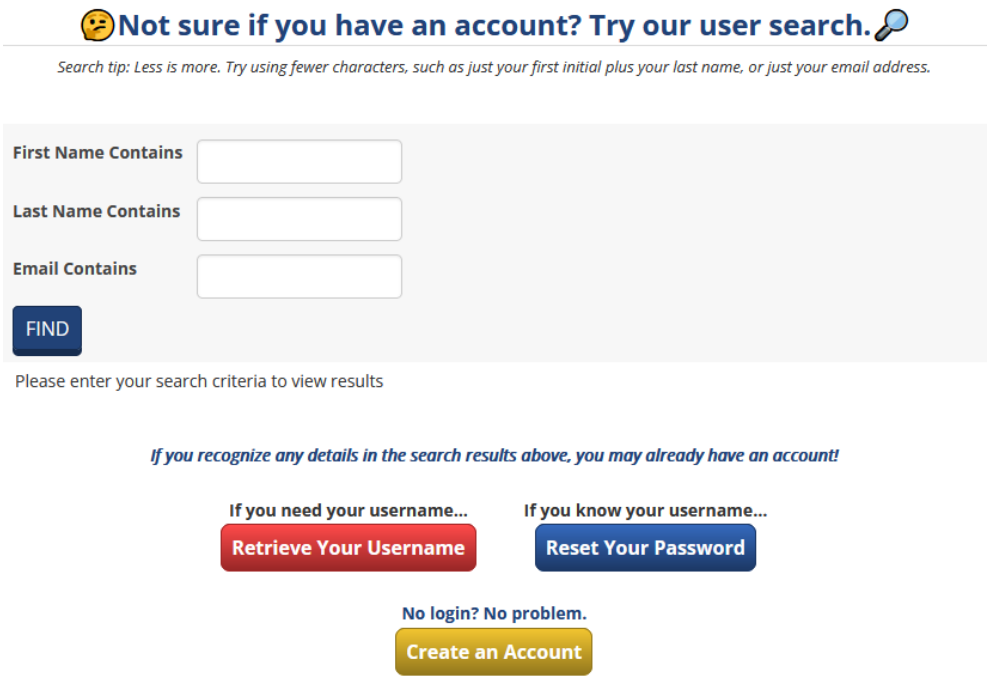

Now you are on the review my information window. Fill in or correct any incorrect or missing data. It will also show your course title date and time.

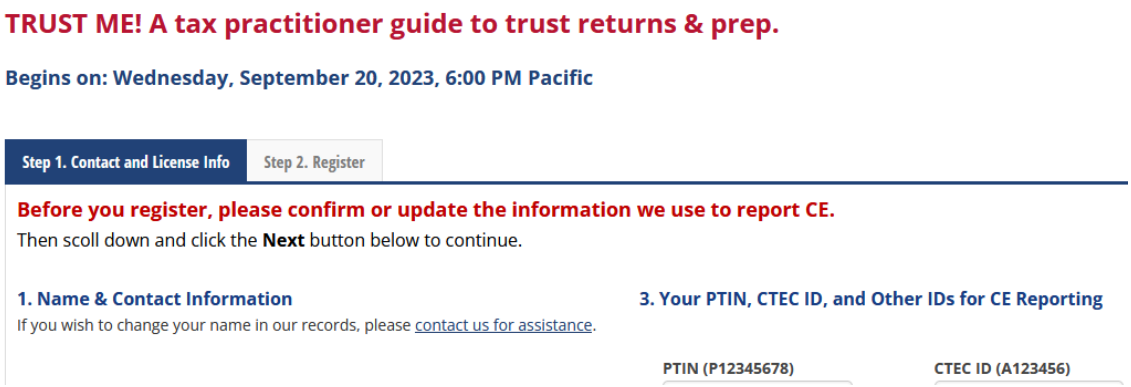

Once everything is correct click "Next" at the bottom of this form



You will now be brought to the event information window

Review the information to make sure it is the class you want.

At the very bottom you will be able to register yourself.

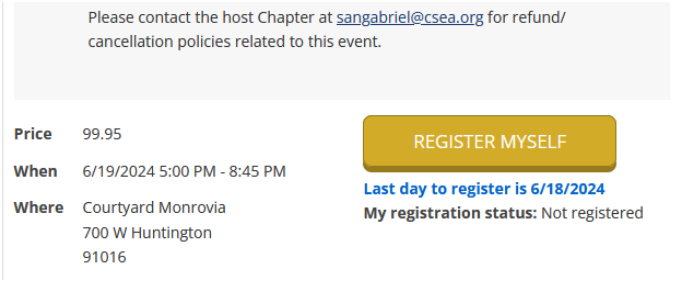

If you are an SGV annual subscriber the price will show 0.00

If you are a member of CSEA your price will show 99.95

If you are a non-member of CSEA your price will show 129.95

After clicking "Register Myself" the button will turn blue

and a new option will appear below your confirmation

If you want to add someone for the dinner only (no ce)

Click the add button on this screen

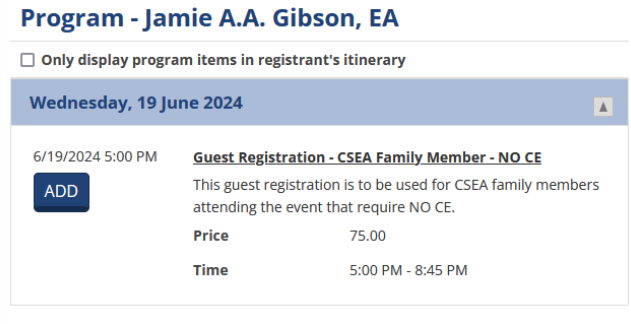

Add the person that click "Save Response"



Now click on "Proceed to Checkout"



Now you are taken to your shopping cart to make payment.

If successful, you will now get an email from the learning hub with instructions on how to download materials and join the zoom meeting.

The email comes from "learning@csea.org"
so, bookmark this as a safe sender.

The Learning Hub makes it easy to find your handouts, join Zoom meetings and see your CE/CPE certificates - everything is in one place "your" Learning Center.